


Avi-on PIR Sensor with Remote Head

Easy installation with the Avi-on bi-level dimming PIR occupancy sensor



Built for energy savings & code compliance, the Avi-on PIR Sensor includes automatic "OFF" functionality to help meet stringent building codes such as CA Title 24, ANSHERE, etc. Lighting energy savings of 50% or more can be achieved through intelligent use of sensors (actual savings may be higher or lower depending on total system efficiency and application) as well as bi-level switching, manual overload, and daylight sensing.

Sensor Operation

Avi-on PIR Sensors operate with the Avi-on App (iOS or Android) to allow initial setup and subsequent sensor adjustments. The mobile application enables adjustment of sensor parameters such as time delay, dim level, sensitivity, ambient light level, real-time feedback and more.

Sensor Features

The Avi-on PIR with remote head sensor uses digital PIR Motion Detector Architecture and Quad Element passive infrared (PIR) technology for improved detection coverage for ceiling mount, high bay, and low bay applications.

The Avi-on PIR with remote head sensor is a Class 2 Device designed to satisfy new CA Title 24 requirements for bi-level dimming of lighting fixtures. Using a 0-10V signal, the sensor is capable of dimming lighting loads down to 0%*, 10%, 25%, or 50%.

The sensor is suitable for a variety of indoor and outdoor applications. It supports fixture and ceiling mounts up to 40ft high. Both sensor and power pack are rated for use in temperatures ranging from -30° to 70°C and relative humidity from 90 to 95% at 30°C.

0-10V: 100mA to drive up to 50 LED sink drivers on 0-10V output.

High Vin-2.5V 100mA source

Low 100mA sink current

**For dim to off, LED dimming driver capable of dimming to off is required.*

Sensor Features (cont.)

Bi-Level Dimming

0-10V bi-level dimmer connects to 0-10V control on the LED driver. When motion is detected the sensor will bring lighting up to 100% lumen output. When no motion is detected for the length of TD1, the sensor will send a signal to dim lighting to a specific level set by the end-user. If no motion is detected for the length of TD2, the sensor will send a signal to shut off the light.

Common Specifications

- Quad Element PIR sensor
- 0-10V configurable output: set to 0% (OFF)*, 10%, 25% or 50% dimming
- Photocell for ambient light detection
- Time delay 1 adjustable 5 sec to 30 min
- Time delay 2 adjustable 10 sec to ∞
- LED Motion indicator
- Active High/Low outputs for Relay drive
- Mounting height up to 40ft.
- 360° coverage pattern
- Bluetooth add-on enables remote sensor programming (up to 40ft) with greater customization of dimming levels, time delays, and ambient light sensitivity

Parts and Ordering

Controllers

Name	Description	Part Number
Avi-on PIR Sensor/Remote Head	Bi-Level Passive Infrared (PIR) Occupancy Sensor with Remote Head	15-1101

To order please contact Avi-on sales at **(844) 704-8383** or prosales@avi-on.com for information on becoming an Avi-on partner and order details.

Case Dimensions (Excluding Wires)

Part	Length (mm)	Width (mm)	Height (mm)
Avi-on PIR Sensor	47	35	155

Certifications

Regulatory	Description
USA	FCC: ZZ0 WCM-01
UL	E341446

Product Diagrams

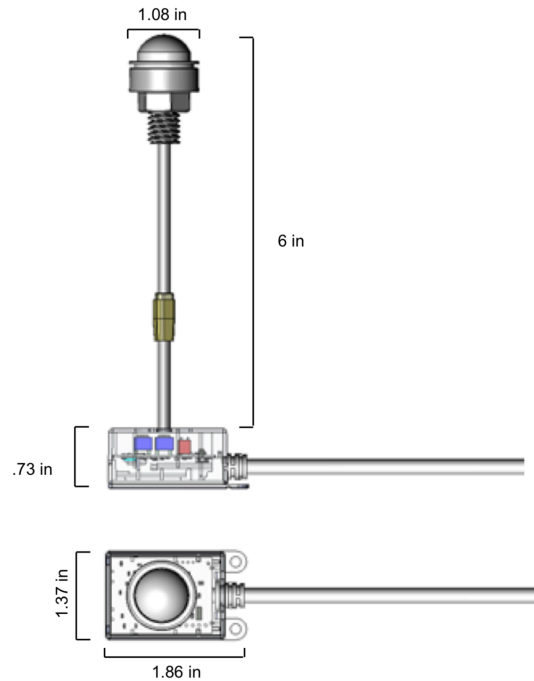


Figure 1. Avi-on PIR Sensor Dimensions

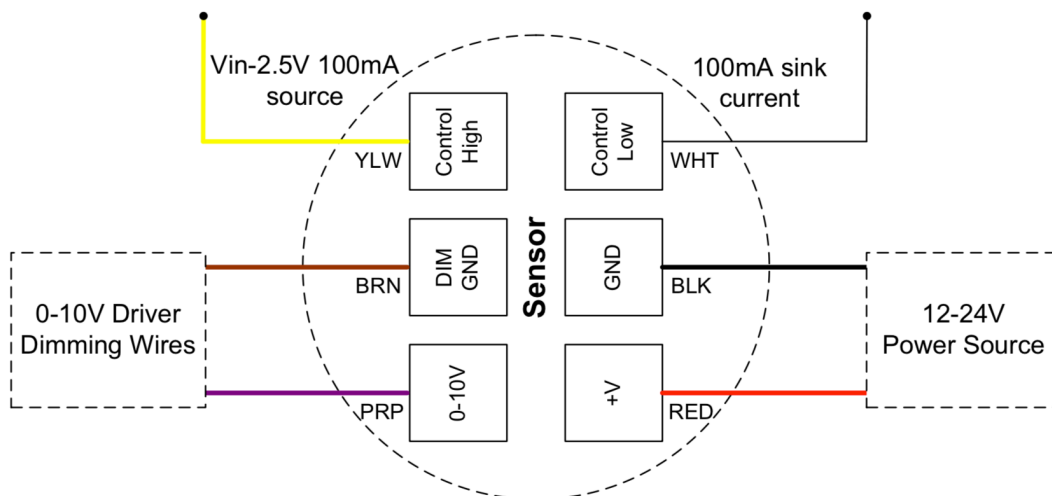


Figure 2. Sensor Block Diagram

Product Diagrams

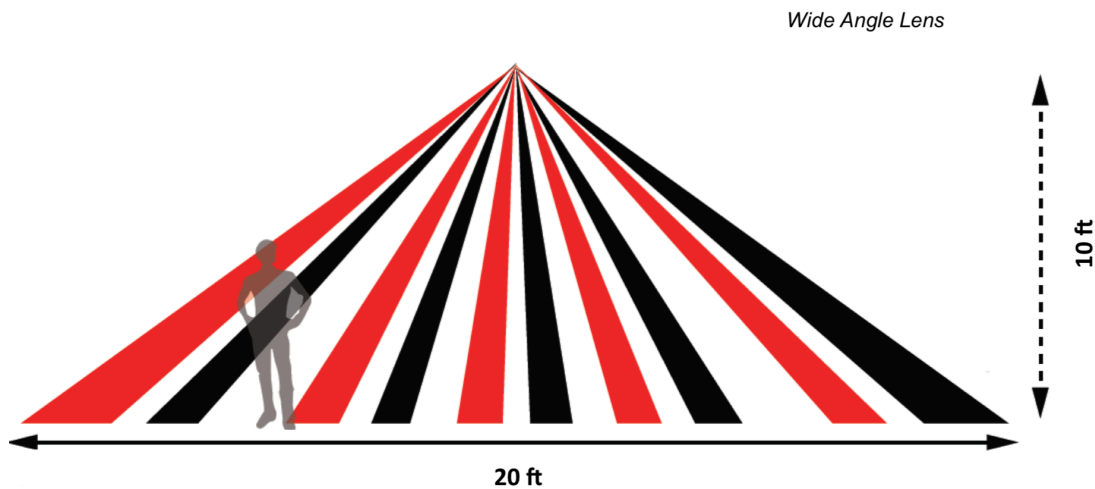
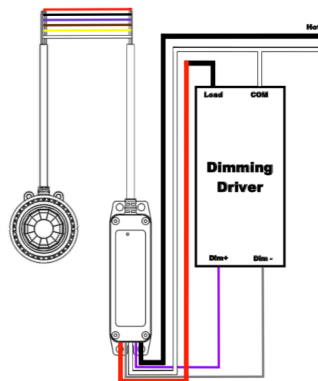


Figure 3. Detection Area

(1) Dimming Driver w/ Power Pack



(2) Non-Dimming Driver w/ Power Pack

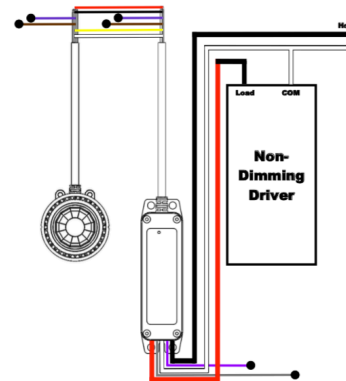


Figure 4. Wiring Diagrams



ALL PRODUCT, PRODUCT SPECIFICATIONS AND DATA ARE SUBJECT TO CHANGE WITHOUT NOTICE TO IMPROVE RELIABILITY, FUNCTION OR DESIGN OR OTHERWISE.

The information contained herein is believed to be reliable. Avi-on makes no warranty, representation or guarantee regarding the information contained herein, the suitability of the products for any particular purpose, or the continuing production of any product. Avi-on assumes no responsibility or liability whatsoever for the use of the information contained herein.

The information contained herein, or any use of such information does not grant, explicitly or implicitly, to any party any patent rights, licenses, or any other intellectual property rights, whether with regard to such information itself or anything described by such information.